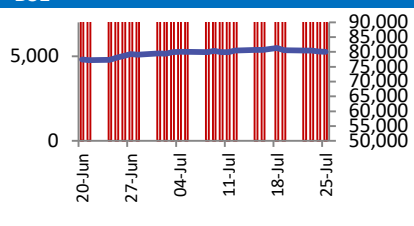
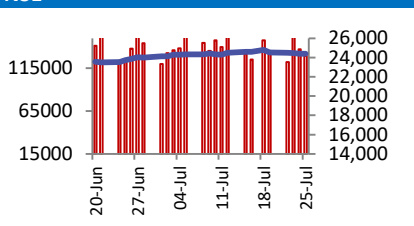


BSE		NSE																													
	<table border="1"> <tr><td>Open</td><td>80343</td></tr> <tr><td>High</td><td>80520</td></tr> <tr><td>Low</td><td>79751</td></tr> <tr><td>Close</td><td>80149</td></tr> <tr><td>Change</td><td>-280</td></tr> <tr><td>Volume (Lacs)</td><td>9531</td></tr> <tr><td>Turnover (Rs.inCr)</td><td>8910</td></tr> </table>	Open	80343	High	80520	Low	79751	Close	80149	Change	-280	Volume (Lacs)	9531	Turnover (Rs.inCr)	8910		<table border="1"> <tr><td>Open</td><td>24445</td></tr> <tr><td>High</td><td>24504</td></tr> <tr><td>Low</td><td>24307</td></tr> <tr><td>Close</td><td>24414</td></tr> <tr><td>Change</td><td>-66</td></tr> <tr><td>Volume(Lacs)</td><td>48861</td></tr> <tr><td>Turnover(Rs.in Cr)</td><td>137298</td></tr> </table>	Open	24445	High	24504	Low	24307	Close	24414	Change	-66	Volume(Lacs)	48861	Turnover(Rs.in Cr)	137298
Open	80343																														
High	80520																														
Low	79751																														
Close	80149																														
Change	-280																														
Volume (Lacs)	9531																														
Turnover (Rs.inCr)	8910																														
Open	24445																														
High	24504																														
Low	24307																														
Close	24414																														
Change	-66																														
Volume(Lacs)	48861																														
Turnover(Rs.in Cr)	137298																														

World Markets	Current	Previous	Pt. Chg	Var(%)
Dow	39935	39854	81	0.2%
Dow Futures	40339	40192	147	0.4%
Nasdaq	17182	17342	(161)	-0.9%
FTSE	8186	8154	33	0.4%
Nikkei	38065	37870	196	0.5%
Hang Seng	17047	17005	42	0.2%
Gift Nifty	24488	24452	36	0.1%
Straits Singapore	3427	3430	(4)	-0.1%
South Korea	2736	2711	25	0.9%
Taiwan	22082	22872	(790)	-3.5%
Shanghai	2883	2887	(3)	-0.1%

Commodity Prices	Current	Previous	Pt. Chg	Var(%)
Copper (\$/MT)	9122	9104	18.0	0.2%
Alumin (\$/MT)	2271	2301	(30.0)	-1.3%
Zinc (\$/MT)	2681	2685	(4.0)	-0.1%
Brent Crude (\$/bbl)	82.6	82.4	0.2	0.3%
Gold (\$/Ounce)	2373	2365	8.6	0.4%
Silver (\$/Ounce)	28.0	27.8	0.1	0.5%
Light Crude (\$/bbl)	78.5	78.3	0.2	0.3%
N G (\$/mmbtu)	2.1	2.0	0.0	2.0%
Sugar (\$/MT)	531.4	521.9	9.5	1.8%
Rubber (Rs./kg)	216.0	214.0	2.0	0.9%
Baltic Dry Index	1834	1864	(30.0)	-1.6%

Currency Exchange Rate	Current	Previous	Var(%)
Rs./ \$ rate	83.71	83.72	-0.01%
Rs./ Euro	90.83	90.76	0.09%
Rs./Chinese Yuan	11.56	11.55	0.06%
Yen / \$ rate	153.87	153.94	-0.05%
\$ US/Euro	1.09	1.08	0.10%

Dollar Index	Current	Previous	Var(%)
Dollar Index	105.26	105.28	-0.02%

Support/ Resistance Levels for Today		
	Nifty	Bank Nifty Fut
Support 1	24330	50740
Support 2	24220	50500
Resistance	24470	51270

Securities in Ban For Trade
NIL

### Market Review

**US:** Wall Street traders, confident in the Fed's ability to orchestrate a smooth economic adjustment, fueled a rally in higher-risk sectors of the market. This comes after a widespread market downturn that shook global markets in the previous session.

**Asia:** Markets in Asia-Pacific region rose Friday as better than expected US GDP data affirmed investors' expectation of a rate cut from the US Federal Reserve in September.

**India** The Indian benchmark equity indices ended little changed on Thursday as shares of Tata Motors Ltd. and HDFC Bank Ltd. helped them erase losses after a lower open. **Market is expected to open on a flattish note and likely to witness range bound move during the day**

**Global Economy:** The U.S. economy grew faster than expected in the second quarter amid solid gains in consumer spending and business investment, but inflation pressures subsided, leaving intact expectations of a September interest rate cut from the Federal Reserve. Growth last quarter also received a boost from inventory building as well as increased government spending, the Commerce Department's advance report on second-quarter gross domestic product on Thursday showed. The housing market recovery, however, regressed and was a small drag on the economy. The trade deficit widened further, subtracting from GDP growth.

The number of Americans filing new applications for unemployment benefits fell more than expected last week as distortions from the weather and temporary automobile plant closures faded. Initial claims for state unemployment benefits dropped 10,000 to a seasonally adjusted 235,000 for the week ended July 20, the Labor Department said on Thursday.

**Commodities** Gold price plunged to over a two-week low in reaction to the upbeat US macro data on Thursday.

Oil prices saw minor increases on Friday due to stronger U.S. economic data, raising hopes for higher crude demand. However, economic concerns in China and Japan limited gains.

**Currency** The yen was poised for its strongest week in nearly three months on Friday as traders unwound their long-held bets against the frail currency ahead of crucial U.S. inflation data that could cement rate cut expectations.

FII Derivative Transactions (Rs. Cr)

Contracts	Purchase		Sell		Net	Open Interest (OI)		OI (Previous day)		Change	
	Contract	Value	Contract	Value		Contract	Value	Contract	Value	Contract	Value
Index Future	182168	11348	220645	14436	(3088)	462070	30363	637237	40553	(175167)	(10190)
Index Option	44028134	2758756	44364738	2778416	(19660)	3646578	243179	5876512	374272	(2229934)	(131093)
Stock Future	816952	62899	844118	64399	(1500)	4084011	312983	4275058	328227	(191047)	(15244)
Stock Option	138732	10747	178877	13954	(3207)	119917	9372	641048	50511	(521131)	(41139)
<b>Total</b>	<b>45165986</b>	<b>2843750</b>	<b>45608378</b>	<b>2871205</b>	<b>(27455)</b>	<b>8312576</b>	<b>595897</b>	<b>11429855</b>	<b>793563</b>	<b>(3117279)</b>	<b>(197666)</b>

FII All Activity-BBG (Rs Cr)	Buy	Sell	Net
18-Jul-24	25438	20385	5053
19-Jul-24	16143	14319	1824
22-Jul-24	21445	13099	8347
23-Jul-24	15527	17075	(1548)
24-Jul-24	17143	20651	(3508)
<b>Month to date- July</b>	<b>287728</b>	<b>253395</b>	<b>34333</b>
FII (Prov.) (Rs Cr)	Buy	Sell	Net
19-Jul-24	15893	14386	1506
22-Jul-24	16970	13526	3444
23-Jul-24	14331	17306	(2975)
24-Jul-24	16122	21253	(5131)
25-Jul-24	14683	17288	(2605)
<b>Month to date-July</b>	<b>285871</b>	<b>271474</b>	<b>14397</b>
DII (Prov.) (Rs. Cr)	Buy	Sell	Net
19-Jul-24	15051	15513	(462)
22-Jul-24	13553	15205	(1652)
23-Jul-24	17799	16381	1419
24-Jul-24	17787	14650	3137
25-Jul-24	15760	13328	2432
<b>Month to date-July</b>	<b>267578</b>	<b>261463</b>	<b>6115</b>
FII Debt - BBG (Rs. Cr)	Buy	Sell	Net
18-Jul-24	3751	819	2932
19-Jul-24	2375	785	1590
22-Jul-24	2375	2339	36
23-Jul-24	3165	700	2465
24-Jul-24	1847	1663	184
<b>Month to date- July</b>	<b>34005</b>	<b>18365</b>	<b>15641</b>

Market Breadth	BSE		NSE	
	No.	%	No.	%
Advance	2049	51%	1288	47%
Decline	1877	47%	1366	50%
Unchanged	97	2%	59	2%

Market Turnover	25-Jul	24-Jul	Var (%)
BSE Cash	9747	8910	9%
NSE Cash	129363	137298	-6%
NSE Futures	400458	443587	-10%
NSE Options	44619736	70576192	-37%
Total (Rs.Cr)	45159304	71165986	-37%

Volatility Index	25-Jul	24-Jul
Volatility Index	12.62	11.76

Index PE - TTM	25-Jul	Yr. High	Yr. Low
Sensex	23.9	26.0	21.8
Nifty	23.0	28.8	20.3

Corporate News

**Mankind Pharma buys 100 pc stake in Bharat Serums for Rs 13,630 crore**

In a major acquisition in the pharmaceutical sector, Mankind Pharma Limited has entered into a definitive agreement to acquire a 100 per cent stake in Bharat Serums and Vaccines Limited from Advent International, one of the world's leading private equity investors, for an enterprise value of Rs 13,630 crore. This strategic move marks a significant leap for Mankind Pharma, positioning it as a market leader in the Indian women's health and fertility drug market alongside access to other high entry barrier products in critical care with established complex R&D tech platforms. (BS)

**SJVN Gets Rs 13,000 Cr Project in Mizoram**

State-owned SJVN Ltd on Thursday said it has received a letter of intent for allotment of the 2,400 MW pumped storage project worth over Rs 13,947 crore on a nomination basis by the Mizoram government. With an installed capacity of 2,400 MW, the pumped storage project has been proposed across Darzo Nallah, a tributary of Tuipui river. The estimated cost of the project on completion is Rs 13,947.50 crore, including IDC and financing costs at the April 2023 price level. (ET)

Economy

**Govt eases norms for EPCG license holders**

The government on Thursday eased certain norms for licence holders of the Export Promotion Capital Goods scheme as part of its ease of doing business efforts. The EPCG scheme facilitates import of capital goods for producing quality goods and services and enhances India's manufacturing competitiveness. It allows import of capital goods for pre-production, production and post-production at zero customs duty.(ET)

International

**Juniper Networks Falls on Earnings Miss, Q2 Revenue Down 17% YoY**

Juniper Networks, a company specializing in secure, AI-native networks, reported a decrease in second-quarter revenue. The company's financial results revealed a 17% decline in revenue compared to the same period last year, although it marked a 4% increase from the previous quarter. Despite the revenue downturn, GAAP net income saw a 40% YoY increase. Juniper's stock experienced a 1% decline following the earnings release. (ET)

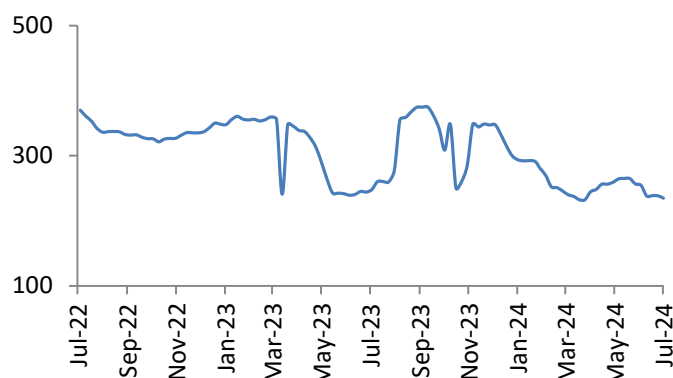
Top 5 Nifty Gainers	25-Jul	24-Jul	Var(%)
TATAMOTORS	1091	1028	6.2%
ONGC	336	320	5.1%
SBILIFE	1695	1633	3.8%
BPCL	326	315	3.6%
SUNPHARMA	1666	1619	2.9%
Top 5 Nifty Losers	25-Jul	24-Jul	Var(%)
AXISBANK	1176	1239	-5.1%
NESTLEIND	2481	2541	-2.4%
TITAN	3406	3478	-2.1%
ICICIBANK	1198	1223	-2.1%
TATASTEEL	157	160	-1.8%

BSE Index Watch	Last	1 day	1 wk	1 mth	1 yr
SENSEX	80040	-0.1%	-1.6%	1.7%	20.0%
MIDCAP	46716	-0.2%	-1.3%	1.8%	56.5%
SMLCAP	53758	-0.1%	0.2%	3.1%	56.5%
AUTO	57877	1.2%	-0.2%	1.7%	60.3%
BANKEX	58140	-1.1%	-4.0%	-3.3%	11.9%
Capital Goods	72306	1.0%	-0.9%	-0.5%	67.6%
FMCG	22487	0.0%	1.6%	9.8%	18.0%
Health Care	39351	0.6%	1.5%	7.3%	45.9%
IT	40954	-0.2%	0.6%	12.7%	36.0%
METAL	31263	-1.2%	-4.9%	-4.3%	43.8%
Oil & Gas	31787	2.9%	0.2%	10.4%	63.2%
Power	8000	1.0%	1.0%	2.3%	91.1%
Realty	8324	-0.8%	-5.1%	-3.0%	92.1%

NSE USD Futures	25-Jul	24-Jul	Var (%)
July Expiry (Rs./\$)	83.65	83.65	0.0%
August Expiry (Rs./\$)	83.75	83.73	0.0%
Total Turnover (Rs. Crore)	2485	1600	55%

Sectors	TTM PE
Auto	33.96
Auto Ancillary	52.28
Banking	15.46
Engineering	43.69
Cement	74.79
Diamonds & Jewellery	62
Housing Finance	25.29
Infrastructure & Const	34.62
Metals-Aluminium	43.38
Metal – Steel	18.73
Oil Expl.	16.52
Pharma	11.71
Power – Gen. Supp.	42.53
Information Tech.	24.92
Sugar	19.78
Telecom Serv. Prov.	88.63
Tyres	28.21

China Soda Ash spot price (\$/MT) (Source: BBG)



10 year G-Sec Yield	Current	Previous	Change
US	4.25%	4.24%	1 bps
Japan	1.06%	1.06%	0 bps
India	6.95%	6.96%	(1) bps
UK	4.13%	4.16%	(3) bps
Libor 3 Mths	5.54%	5.55%	(1) bps

Indian Eco Data	Current	Previous	Var(%)
Forex Reserve (US\$ in bn)	654	652	0.3%
Inflation - WPI	3.36%	2.61%	75 bps
Inflation - CPI	5.08%	4.80%	28 bps

India GDP	Q4FY24	Q3FY24	Var(%)
Growth	7.76%	8.57%	(81) bps

Monetary Policy	Current	Previous	Change
Repo Rate	6.50%	6.50%	0 bps
Reverse Repo Rate	3.35%	3.35%	0 bps
CRR	4.50%	4.50%	0 bps
O/S Banking System Liquidity (Rs bn)	599	516	83.0

IIP Growth %	Jan-24	Jan-23	Apr-Feb
IIP	5.9	5.7	6.2
Mining	5.9	9.0	8.5
Manufacturing	3.2	4.5	5.7
Electricity	5.6	12.7	7.0

ADR Price Movement

Company	Price (US\$)	Volume	Previous Day Price	Volume	Variance (%)	No. of Share Per ADR	ADR Price (Rs.)	BSE Price	Variance (%)
Infosys Tech	22.01	11403698	21.86	7859074	0.69%	1	1842.38	1824.85	1.0%
Wipro	6.02	2048311	5.87	1946934	2.56%	1	503.91	506.85	-0.6%
Dr.Reddy's	80.84	158314	80.07	364040	0.96%	1	6766.82	6853.20	-1.3%
ICICI Bank	28.30	6884060	28.62	8535547	-1.12%	2	1184.44	1197.90	-1.1%
HDFC Bank	60.20	1760021	59.69	2858742	0.85%	3	1679.71	1616.60	3.9%

GDR's (US\$)

	Prices	Prev. Close	Change	Var %
L&T	43.50	42.00	1.5	3.6%
RIL	71.00	71.10	(0.1)	-0.1%
SBI	101.00	101.00	0.0	0.0%

US Economy Data	Current	Previous
Inflation (YoY)	3.00%	3.30%
Unemployment (%)	4.10%	4.00%

Interest Rate (%)	Current	Previous
Fed Rate	5.50%	5.50%

US GDP	Q1CY24	Q4CY23
Growth (QoQ Annualized)	2.80%	1.40%

China Economy Data	Current	Previous
GDP	4.70%	5.30%
Inflation – CPI (%)	0.20%	0.30%

Economic Calendar

	Date
Indian GDP Data	30 Aug
Indian Inflation Data CPI	12 Aug
Indian Inflation Data WPI	14 Aug
Indian Monetary Policy	08 Aug
India's Industrial Production (IIP)	12 Aug
US Inflation Data	14 Aug
US GDP	30 Aug
US Unemployment Data	02 Aug
US Fed Rate	31 Jul
China GDP	18 Oct
China Inflation Data	9 Aug

Event Update

Name	Date	Purpose
21st Century Management Services Ltd.	26-07-24	Rs.2.50 per share(25%)Final Dividend
Aarti Industries Ltd.	26-07-24	Rs.1.00 per share(20%)Final Dividend
Aarvi Encon Ltd.	26-07-24	Dividend
ADF Foods Ltd.	26-07-24	Rs.1.20 per share(60%)Final Dividend
Bondada Engineering Ltd.	26-07-24	Rs.0.15 per share(1.5%)Final Dividend
Coromandel International Ltd.	26-07-24	Rs.6.00 per share(600%)Final Dividend
CreditAccess Grameen Ltd.	26-07-24	Rs.10.00 per share(100%)Final Dividend
Galaxy Surfactants Ltd.	26-07-24	Rs.22.00 per share(220%)Final Dividend
Infobeans Technologies Ltd.	26-07-24	Rs.1.00 per share(10%)Final Dividend
Kirloskar Brothers Ltd.	26-07-24	Rs.6.00 per share(300%)Final Dividend
Mangalam Global Enterprise Ltd.	26-07-24	Dividend
Menon Bearings Ltd.	26-07-24	Interim Dividend
Nitta Gelatin India Ltd.	26-07-24	Rs.6.00 per share(60%)Dividend
Paushak Ltd.	26-07-24	Rs.20.00 per share(200%)Final Dividend
Power Finance Corporation Ltd.	26-07-24	Rs.2.50 per share(25%)Final Dividend
Rane Holdings Ltd.	26-07-24	Rs.25.00 per share(250%)Final Dividend
RBL Bank Ltd.	26-07-24	Rs.1.50 per share(15%)Dividend
RR Kabel Ltd.	26-07-24	Rs.3.00 per share(60%)Final Dividend
Sobha Ltd.	26-07-24	Rs.3.00 per share(30%)Final Dividend
Sudarshan Chemical Industries Ltd.	26-07-24	Rs.1.00 per share(50%)Final Dividend
Timken India Ltd.	26-07-24	Rs.2.50 per share(25%)Final Dividend
Whirlpool Of India Ltd.	26-07-24	Rs.5.00 per share(50%)Final Dividend
Zydus Lifesciences Ltd.	26-07-24	Rs.3.00 per share(300%)Final Dividend

**Bulk Deal As On 25/07/24**

BSE

Security Code	Security Name	Client Name	Deal	Quantity	Price
530713	AJEL	ARUN MAHESHWARI HUF	B	107488	22.71
530713	AJEL	TILOTTAMA HOLDINGS PVT LTD	S	107499	22.71
535916	ALSL	MOIN AKHTAR QURESHI	S	212000	83.54
535916	ALSL	SAUMYA KETAN KAKRECHA	B	126000	83.5
513401	ASHIS	PRIYANKA DHANUKA	S	54000	52.5
544183	ASSOCIATED	SHERWOOD SECURITIES PVT LTD	B	7000	199.07
531216	COMFINTE	RAJESH SUBHASH JANGAM	S	1873874	12.39
531216	COMFINTE	RAJESH SUBHASH JANGAM	B	1873874	12.44
543172	COSPOWER	FELIX SHRIDHAR KADAM	S	8000	301
531035	ERAAYA	SHARE INDIA SECURITIES LIMITED	B	120000	799
531035	ERAAYA	SNEHA GARG	S	208493	799.62
531035	ERAAYA	VISHAL JAI KUMAR GARG	S	112290	799.57
526468	EUROLED	NARENDRA BABU KADATHUR HARIDAS	S	29518	25
526468	EUROLED	PRAVEEN ARORA	B	35000	25.02
543521	FONE4	SUMANTEKRIWAL	S	160000	3.8
540190	FRANKLININD	SAHASTRAA ADVISORS PRIVATE LIMITED	S	1400000	3.58
530663	GOYALASS	YOGESHKUMARSHUKLA	B	394195	2.07
540938	GUJHYSPIN	DARRIS HOMI MORENA	S	370000	13.27
540938	GUJHYSPIN	MANGLAM FINANCIAL SERVICES	B	210000	13.25
539449	IGCIL	ADITYA RASHMIKANT DHARIA	B	100000	38.7
539449	IGCIL	ASHOK MOTIRAM JAIDHARA (HUF)	S	7699	37.85
539449	IGCIL	ASHOK MOTIRAM JAIDHARA (HUF)	B	15000	38.22
539449	IGCIL	B RAKESH CHORDIA	B	18000	38.49
539449	IGCIL	DISHA ABHISHEK MEHTA	S	222369	38.58
539449	IGCIL	JR SEAMLESS PRIVATE LIMITED	S	156278	38.5
539449	IGCIL	KREDEENT TRADING LLP	B	20000	38.7
539449	IGCIL	MANMOHAN JAGDISHPRASAD GHUWALEWALA	S	111776	38.52
539449	IGCIL	NAVIN KESHRIWAL MEHTA	S	26323	38.52
539449	IGCIL	NIKITA HIREN PATEL	S	57177	38.73
539449	IGCIL	PRATIK SUMERMAL MUNOT	S	111776	38.61
539449	IGCIL	PUNEET KUMAR GUPTA	S	30200	38.11
539449	IGCIL	RAJESH S MUNOT	S	111776	38.71
539449	IGCIL	RAJU HARIHARAN	S	13600	38.35
539449	IGCIL	SACHIN BHUWALKA (HUF)	S	25000	38.59
539449	IGCIL	SACHIN BHUWALKA (HUF)	B	25000	38.7
539449	IGCIL	SHAGUNJAIN	B	22400	38.71
539449	IGCIL	SURA TRADE LINKS PRIVATE LIMITED	B	100000	38.73
539449	IGCIL	UDAY R SHAH HUF	B	45000	38.72
539449	IGCIL	VARSHAACHYUTKUMARMODI	B	23000	38.57
508918	IRONWOOD	LKP SECURITIES LTD	S	48890	24.07
543286	JETMALL	SAPANA DEVENDRA RAJPUT	S	30000	9.43
535730	KHOBSURAT	BHAVIK DEVRAJ JAIN	S	5000000	1.79
535730	KHOBSURAT	KATYAYANI TRADELINK PRIVATE LIMITED	S	26000000	1.79
535730	KHOBSURAT	SHUBHAM ASHOKBHAI PATEL	S	2658500	1.79
535730	KHOBSURAT	SHUBHAM ASHOKBHAI PATEL	B	2658500	1.79
535730	KHOBSURAT	VIKRAMBHAI GOKALBHAI CHAUDHARI	S	10146677	1.79
535730	KHOBSURAT	VIKRAMBHAI GOKALBHAI CHAUDHARI	B	10146677	1.78
531692	KHYATI	MANOJ KUMAR KANDA	S	53212	4.43
531692	KHYATI	N L RUNGTA (HUF)	B	70000	4.32

540360	LLFICL	HJS SECURITIES PRIVATE LIMITED	S	1417381	3.41
540360	LLFICL	HJS SECURITIES PRIVATE LIMITED	B	1341575	3.25
540360	LLFICL	KULSAMBEN SALIMBHAI FULANI	S	1326680	3.23
531832	NAGTECH	ANILKUMAR	S	139630	19.58
531832	NAGTECH	PROGNOSIS SECURITIES PVT. LTD.	B	69719	19.58
532911	PARLEIND	ADITYA VIJAY MORARKA	B	75000	11.36
511557	PROFINC	RUPA NILESH MEHTA	B	1178573	1.06
511557	PROFINC	SHRENI SHARES LTD	B	1500000	1.09
511557	PROFINC	VINAY ARUNKUMAR SANKLECHA	S	1091614	1.06
511557	PROFINC	VINAY ARUNKUMAR SANKLECHA	S	1110971	1.06
541601	RAJNISH	DAMINI COMMOALES LLP	B	2913317	4.12
541601	RAJNISH	DAMINI COMMOALES LLP	S	8314256	4.04
540065	RBLBANK	MAPLE II B V	S	47840700	228.08
540065	RBLBANK	MORGAN STANLEY ASIA SINGAPORE PTE	B	12505200	228
540065	RBLBANK	SOCIETE GENERALE	B	7093854	228
533285	RDBRIL	FAITHFUL VANIJYA PRIVATE LIMITED	S	547587	175
543171	ROJL	SANKET RAMESH FUKU	B	900000	4.86
531893	SAWABUSI	VIKRAMBHAI GOKALBHAI CHAUDHARI	S	3615406	0.6
531893	SAWABUSI	VIKRAMBHAI GOKALBHAI CHAUDHARI	B	273190	0.6
539921	SEIL	LGOFF GLOBAL OPPORTUNITIES LIMITED	S	1225000	94.7
539921	SEIL	LGOFF GLOBAL OPPORTUNITIES LIMITED	S	1225000	94.7
531240	SHAMROIN	BANAS FINANCE LIMITED	B	30992	10.21
531240	SHAMROIN	GOPAL M AGARWAL	S	29701	10.21
543970	SHOORA	RITAMKUMARI	S	12000	61.17
539217	SRESTHA	MOPPINGTOPPING TRADING PRIVATE LIMITED	S	10692892	2.49
539217	SRESTHA	SONAR BANGLA CAREER ACADEMY PRIVATE LIMITED	S	4690848	2.49
539217	SRESTHA	TUMPKINSHARP TRADING PRIVATE LIMITED	S	13043314	2.48
540914	SRUSTEELS	ISH TRAVEL & TOURS PRIVATE LIMITED	S	85999	11.43
513575	STERPOW	MULTIPLIER SHARE & STOCK ADVISORS PRIVATE LIMITED	S	40000	46.58
513575	STERPOW	RAJ KUMAR AGARWALA HUF	B	50000	46.58
531499	SYBLY	MAHESH CHAND MITTAL HUF	S	200000	8.95
531499	SYBLY	SACHIN CHANDRAKANT MEHTA	B	163000	8.95
539040	TTIL	SEIFER RICHARD MASCARENHAS	S	470918	22.78
512175	VAMA	CAMELLIA TRADEX PRIVATE LIMITED	B	331376	9.82
539291	VASUDHAGAM	DEV GANPAT PAWAR	S	95198	25.14
539291	VASUDHAGAM	HEMA JAYPRAKASH BHAVSAR	S	146464	25.14
539291	VASUDHAGAM	MANGESH KASHINATH KAMBLE	S	88000	25.14
539291	VASUDHAGAM	YOGESH JOTIRAM KALE	B	186532	25.13
543545	VEERKRUPA	GISMI GEORGE	B	1035400	1.77
543545	VEERKRUPA	VARUN GUPTA	S	1002000	1.71
538565	VISTARAMAR	MADHUSUDHAN GUNDA	S	40000	213.28
533427	VMS	EASY INVESTOLOGY PRIVATE LIMITED	S	142000	47.2

NSE

Security Code	Security Name	Client Name	Deal	Quantity	Price
AGRITECH	Agri-Tech (India) Limited	ABHINAV KATHURIA	SELL	70000	276.2
AHIMSA	Ahimsa Industries Ltd.	KARACHIWALA SAKINA ABBAS	SELL	36000	25.05
AHIMSA	Ahimsa Industries Ltd.	RCSPL SHARE BROKING PRIVATE LIMITED	BUY	84000	25.05
ANTGRAPHIC	Antarctica Graphics Ltd	AZH CONSULTANTS LLP	SELL	2330000	1.71
GANGAFORGE	Ganga Forging Limited	SWETSAM STOCK HOLDING PRIVATE LIMITED	SELL	1856970	7.26
KATARIA	Kataria Industries Ltd	MULTIPLIER SHARE & STOCK ADVISORS PRIVATE LIMITED	BUY	181200	201.05
KSHITIJPOL	Kshitij Polyline Limited	YMD FINANCIAL CONSULTANCY PRIVATE LIMITED	SELL	350000	8.15
MACOBSTECH	Macobs Technologies Ltd	MANSI SHARE AND STOCK ADVISORS PVT LTD	BUY	68800	105.54
MACOBSTECH	Macobs Technologies Ltd	SAWANT MANISHA SANJAY	BUY	140800	101.93
MAHICKRA	Mahickra Chemical Limited	MONIL KIRITBHAI PARSANA	BUY	49500	106.29
SAHAJSOLAR	Sahaj Solar Limited	MULTIPLIER SHARE & STOCK ADVISORS PRIVATE LIMITED	BUY	60000	436.4
SILKFLEX	Silkfex Polymers India L	DEEPAK DHANJI PATEL	SELL	62000	73.39
SILLYMONKS	Silly Monks Entertain Ltd	PIYUSH MAKHIJANI	SELL	85000	20.5
TARMAT	Tarmat Limited	ASHOK POPATLAL SHAH	SELL	117606	79
VETO	Veto Switchgear Cable Ltd	MARK CORPORATION PRIVATE LIMITED	BUY	100000	150
WINNY	Winy Immigra & Edu Ser L	BHAWARLAL A GANDHI HUF	BUY	35000	291.34
WINNY	Winy Immigra & Edu Ser L	KRISHNA AWTAR KABRA	SELL	35000	291.34

**Disclosure:**

Research Reports that are published by Nirmal Bang Securities Private Limited (hereinafter referred to as "NBSPL") are for private circulation only. NBSPL is a registered Research Analyst under SEBI (Research Analyst) Regulations, 2014 having Registration no. INH000001766. NBSPL is also a registered Stock Broker with National Stock Exchange of India Limited, BSE Limited, Metropolitan Stock Exchange of India Limited, Multi Commodity Exchange of India Limited and , National Commodity and Derivative Exchange Limited in Capital Market , Equity and Commodities derivatives segments and Currency Derivatives Segment .

NBSPL has other business divisions with independent research teams separated by Chinese walls, and therefore may, at times, have different or contrary views on stocks and markets.

NBSPL or its associates have not been debarred / suspended by SEBI or any other regulatory authority for accessing / dealing in securities Market since last 20 years. NBSPL, its associates or analyst or his relatives do not hold any financial interest (Except Investment) in the subject company. NBSPL or its associates or Analyst do not have any conflict or material conflict of interest at the time of publication of the research report with the subject company. NBSPL or its associates or Analyst or his relatives may or may not hold beneficial ownership of 1% or more in the subject company at the end of the month immediately preceding the date of publication of this research report.

NBSPL or its associates / analyst has not received any compensation / managed or co-managed public offering of securities of the company covered by Analyst during the past twelve months. NBSPL or its associates have not received any compensation or other benefits from the company covered by Analyst or third party in connection with the research report. Analyst has not served as an officer, director or employee of Subject Company. NBSPL / analyst has not been engaged in market making activity of the subject company.

**Analyst Certification:** The research analysts and authors of these reports, hereby certify that the views expressed in this research report accurately reflects my/our personal views about the subject securities, issuers, products, sectors or industries. It is also certified that no part of the compensation of the analyst(s) was, is, or will be directly or indirectly related to the inclusion of specific recommendations or views in this research. The analyst(s) principally responsible for the preparation of this research report and has taken reasonable care to achieve and maintain independence and objectivity in making any recommendations.



**Disclaimer:**

The Research Report is for the personal information of the authorized recipient and does not construe to be any investment, legal or taxation advice. NBSPL is not soliciting any action based upon it. Nothing in the research report shall be construed as a solicitation to buy or sell any security or product, or to engage in or refrain from engaging in any such transaction. In preparing the research report, we did not take into account the investment objectives, financial situation and particular needs of the reader.

The research report has been prepared for the general use of the clients of NBSPL and must not be copied, either in whole or in part, or distributed or redistributed to any other person in any form. If you are not the intended recipient you must not use or disclose the information in the research report in any way. Though disseminated to all the customers simultaneously, not all customers may receive the research report at the same time. NBSPL will not treat recipients as customers by virtue of their receiving the research report. The research report is not directed or intended for distribution to or use by any person or entity resident in a state, country or any jurisdiction, where such distribution, publication, availability or use would be contrary to law, regulation or which would subject NBSPL & its group companies to registration or licensing requirements within such jurisdictions.

The report is based on the information obtained from sources believed to be reliable, but we do not make any representation or warranty that it is accurate, complete or up-to-date and it should not be relied upon as such. We accept no obligation to correct or update the information or opinions in it. NBSPL or any of its affiliates or employees shall not be in any way responsible for any loss or damage that may arise to any person from any inadvertent error in the information contained in the research report. NBSPL or any of its affiliates or employees do not provide, at any time, any express or implied warranty of any kind, regarding any matter pertaining to this report, including without limitation the implied warranties of merchantability, fitness for a particular purpose, and non-infringement. The recipients of the research report should rely on their own investigations.

This information is subject to change without any prior notice. NBSPL reserves its absolute discretion and right to make or refrain from making modifications and alterations to this statement from time to time. Nevertheless, NBSPL is committed to providing independent and transparent recommendations to its clients, and would be happy to provide information in response to specific client queries.

Before making an investment decision on the basis of research report, the reader needs to consider, with or without the assistance of an adviser, whether the advice is appropriate in light of their particular investment needs, objectives and financial circumstances. There are risks involved in securities trading. The price of securities can and does fluctuate, and an individual security may even become valueless. International investors are reminded of the additional risks inherent in international investments, such as currency fluctuations and international stock market or economic conditions, which may adversely affect the value of the investment. Opinions expressed are subject to change without any notice. Neither the company nor the director or the employees of NBSPL accept any liability whatsoever for any direct, indirect, consequential or other loss arising from any use of the research report and/or further communication in relation to the research report. Here it may be noted that neither NBSPL, nor its directors, employees, agents or representatives shall be liable for any damages whether direct or indirect, incidental, special or consequential including lost revenue or lost profit that may arise from or in connection with the use of the information contained in the research report.

Copyright of this document vests exclusively with NBSPL.

Our reports are also available on our website

Registration granted by SEBI and certification from NISM in no way guarantee performance of NBSPL or provide any assurance of returns to investors.

**Nirmal Bang Research (Division of Nirmal Bang Securities Pvt. Ltd.)**

B-2, 301/302, Marathon Innova,  
Opp. Peninsula Corporate Park  
Off. Ganpatrao Kadam Marg  
Lower Parel(W), Mumbai-400013  
Board No. : 91 22 6723 8000/8001  
Fax. : 022 6723 8010